

## PEM400 series Explosion-proof Housing

Ex mark: Exd II BT5 / DIP A21 TA, T6

Protection grade: IP68



### Description:

PEM400 Ex-proof Housing is new ex-proof monitoring equipment, which adopts more advanced techniques. With matured quality system as base, its performance and quality has been on a leading stage in explosive and flammable air, flammable dust atmosphere to work with all kinds of ex-proof pan/tilts for monitoring.

PEM400 could be installed with fixed or zoom lens camera or integrated camera inside Stainless steel for all kinds of environment and working under  $-45^{\circ}\text{C}$  to  $+60^{\circ}\text{C}$  longtime stably

Supply voltage 220VAC/110VAC (in condition of offering camera).

Window adopts steel glass material to keep a better picture quality.

2 cable outlets with ex-proof tube or armored cable for connection

Low temperature auto-heating function optional

Half-pan/tilt, fixed bracket, base, pole or lattice tower are all available for mounting.

### FEATURES

- ☆ Stainless steel material
- ☆ Inside be with fixed lens or zoom lens camera
- ☆ Steel glass for window
- ☆ With sunshield and wiper
- ☆ 2 cable outlets at housing rear
- ☆ IP68
- ☆ Indoor or outdoor for all weather use

**ELECTRICAL** (in condition of offering camera)

Input voltage: 220/110VAC, 50/60Hz

Voltage scope:  $\pm 10\%$ Working current:  $\leq 0.3A$ Auto Heater(optional) : Work while it is  $-10^{\circ}C \pm 5^{\circ}C$ Power consumption:  $\leq 20W$  (with heating)

Connection: 2-core for power

4-core for lens control

Video cable for video output

**ENVIRONMENTAL**

Air pressure: 86~106KPa

Temperature:  $-45^{\circ}C \sim +60^{\circ}C$ Humidity:  $\leq 95\%RH$  ( $+25^{\circ}C$ )**MECHANICAL**

Material: 1Cr18Ni9Ti or 316L

IP: IP68

Dimensions:

PEM400A: 480(L) x 180(H) x 180(W) mm

PEM400B: 370(L) x 165(H) x 165(W) mm

Inner size:

PEM400A: 260(L) x 70(H) x 90(W) mm

PEM400B: 180(L) x 50(H) x 90(W) mm

Window Thickness: 8mm

Window area:  $\Phi 66mm$ 

Weight/ship weight:

PEM400A: 9Kg / 12Kg

PEM400B: 7Kg / 10Kg

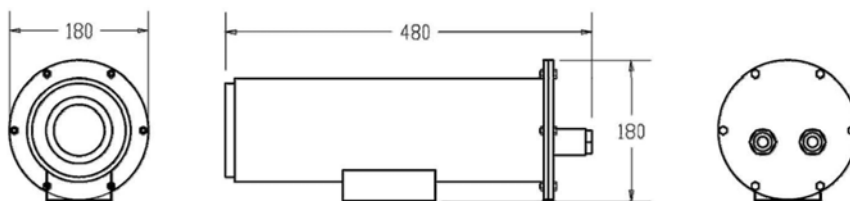
Cable outlets: 2

Screw type: G-3/4"

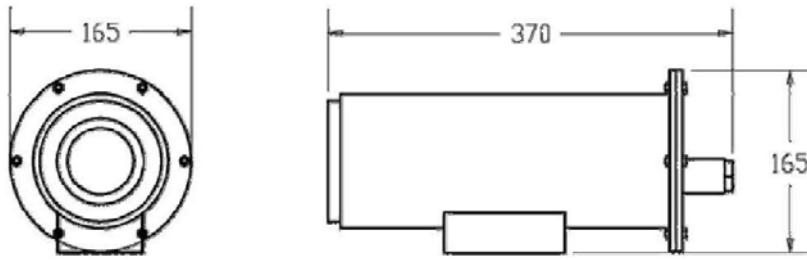
Mounting: Pan/tilts, half-pan/tilts and fixed brackets

**DIMENSIONS**

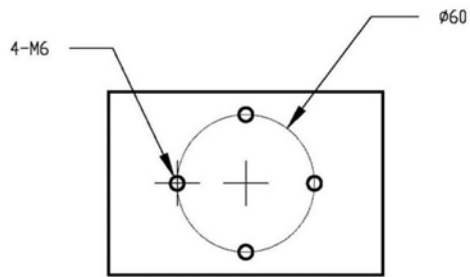
PEM400A:



PEM400B



Bracket mount size:



Housing bottom mount hole

Unit: mm.